




Faith Adventures for Children Together



For guidance on the purpose of the resource and how to use it as a launch pad for your engagement with children and families, please use this link:
[https://urc.org.uk/wp-content/up/9f2-\(u\)0.5Pd\(u\)0.5s\(/\)-1.120\(e\)-12.323/tuwwp](https://urc.org.uk/wp-content/up/9f2-(u)0.5Pd(u)0.5s(/)-1.120(e)-12.323/tuwwp)

[Express](#)5
[Handouts](#).....8

Introduction: What would be helpful to know in my planning?

The book of Luke was written around 60 AC by Luke, the doctor who became a disciple of Jesus. Luke wanted to show that Jesus was God’s son, who came to the world for everyone, Jew, Gentile, rich, poor, an extraordinary Saviour for the ordinary everyday people. This is why his books tell the stories of everyday people and their part in God’s big story. Meanwhile the Psalm tells of another ordinary person, David, who was called to use his shepherding skills to become a leader and protector of God’s people, and who shared the good news through his song-writing.

Shepherding in 1st Century Palestine was very different from shepherding in the UK today – a shepherd would live with the sheep and would lead them rather than driving them with a dog or a quadbike. Overnight the sheep would be gathered into a sheepfold, a circular stone wall with a gap in where the sheep could go in and out, and the shepherd would keep guard over the entry to protect the sheep from straying or being taken by wild animals. It was a skilled job, but kept them on the margins of society. Yet through the angels they were prompted to meet Jesus, and having met Jesus, they wanted to spread the news.

Within this session, one of the wondering questions is about having exciting news. Sometimes people have exciting news that we can tell everyone and sometimes we have to keep it quiet for a while (e.g. for a surprise birthday party) - if it’s exciting news that can be quite a challenge,



especially for children. Opinions may differ about whether it is right to talk to children about keeping secrets in the light of safeguarding and if you feel uncomfortable with this, then simply do not use that part of the question. However it can be helpful to teach children to differentiate between harmful secrets and innocent secrets as they will inevitably come across innocent secrets at various times. In the unlikely but possible event that this conversation leads to a disclosure, follow the procedures outlined in the most recent edition of Good Practice (URC Wales and England), <https://urc.org.uk/safeguarding/safeguarding-good-practice/>, the Church of Scotland guidelines (URC Scotland) or the safeguarding guidelines adopted by your setting (Local Ecumenical Partnerships) and seek advice from your church designated safeguarding coordinator.

Together

How do I help my group to come together and get started with the theme?

Gathering prayer

Jesus, our friend

(use alternate index fingers to point and tap the middle of opposite palms)

Be with us today

(two hands, palms up in front of you, move up and down twice)

As we share together,

(two hands, palms up in front of you, move one forward and one back and alternate twice)

Pray together,

(hands together, palm against palm, as though praying)

Play together,

(hands to each side, palms up, make two small circles outwards)

And get to know you better,

(point up with one hand)

As children together in your family

(one hand out, palm down in front of you, move it sideways and up in three 'steps' as though to indicate children of three different heights)

AMEN

(Two thumbs up, and bring fists slowly together to meet in front of you)

OR

Thank you, God, for bringing us together today.

Help us to grow closer to you in all we do.

Help us to speak and to listen, to learn and to grow together,

Adventuring together with you wherever we may go.

Amen



In-person game

In this game players must work together as a team to help the guesser determine the correct answer.

One participant is selected as the guesser, who stands at the opposite side of the room facing the other players. The rest of the group are shown the answer (eg famous person, object, phrase, song, film, tv programme) and work together to enable to guesser to correctly determine the answer.

Instruct the group to provide clues using one of the methods below. The guesser can



Where can I find the story online?

Under fives: Shepherds and Jesus cartoon by Beginners Bible

<https://youtu.be/yVXR6k7DvtI>

Over fives: Jesus and the shepherds by Saddleback Kids <https://youtu.be/L5m2GE6DFeM>

Songs to support the story

Under fives: All the angels sing by Doug Horley <https://youtu.be/m1FLUZ3ansI>

Five to elevens: Jesus is the good, good news by Unite TV <https://youtu.be/VFFjz0nF2s>

Explore

Ideas and activities to explore this week's Bible passage together

Sharing Good News

See Faith Adventures: Youth Resource (sample) for an approach to this section which takes the theme a bit deeper.

This activity section explores what the best ways are to share good news. It is also an opportunity for older groups to consider who we get our news from and who we can trust. Begin by asking where they hear news from? It could be the radio, TV, social media, word of mouth, newspapers and so on. Encourage the group to think about what works for them and others and what does not work. Is it different according to what the news is, who is receiving the news etc?

The shepherds heard the news from the angels on the hillside, they went to see Jesus for themselves and immediately went out telling others the good news. Now it's our turn.

Task: Agree as a group what you think the good news message is that you want to share with your community this Christmas. What does God want your community to know? It could be a simple 'God is with you' Christmas reminder or something more focussed on God's response to the immediate needs of your community.

Once you have agreed the good news message, you now need to agree the best ways to







However you do it, it is good for the adults to engage in the response too, and all chat together.

See [Faith Adventures: Youth Resource \(Sample\)](#) for a more research-based response activity

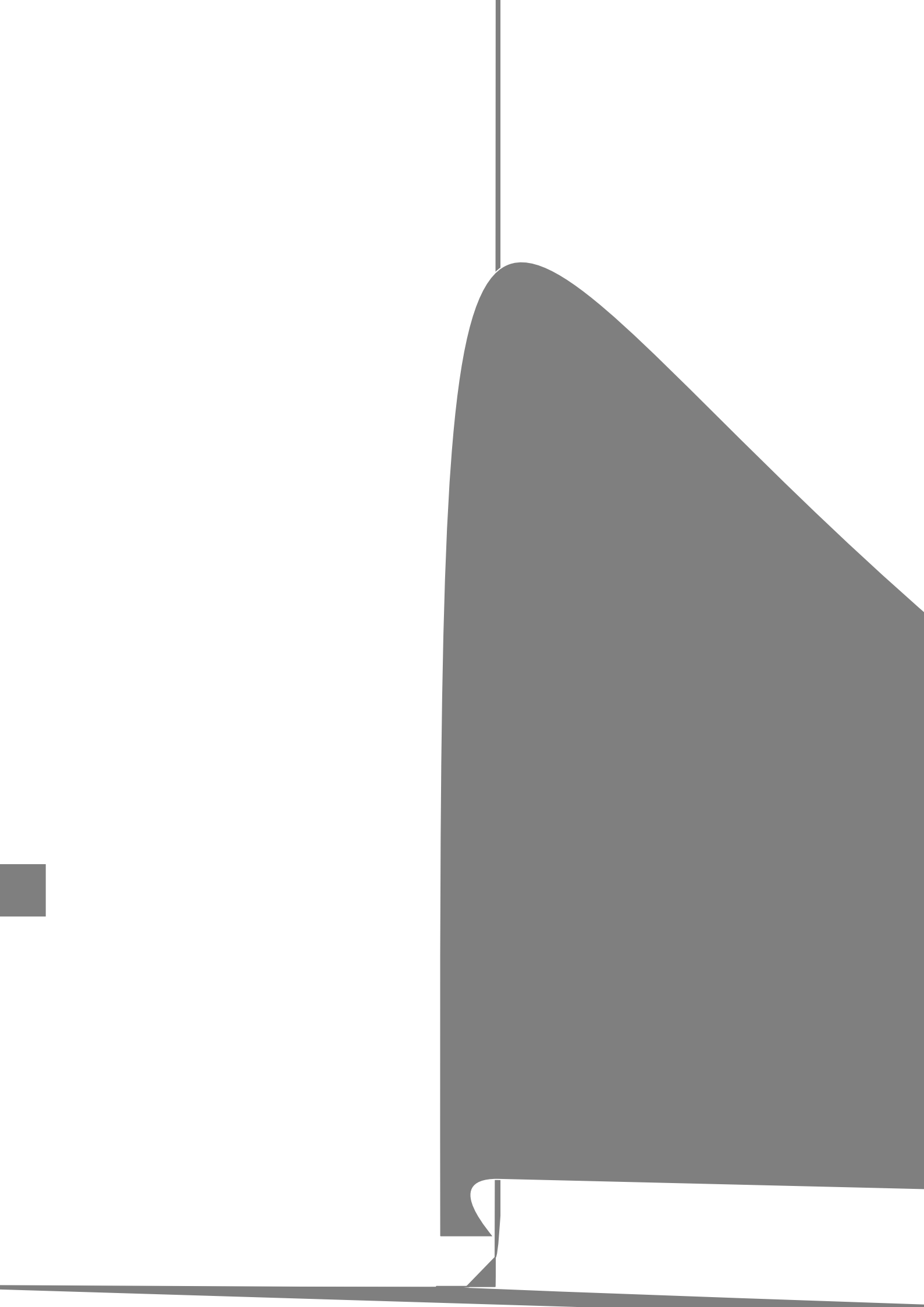
Splatter paint

This craft shows how far and wide things can reach, such as a message when being shared or some paint when being thrown or directed.

What you will need:

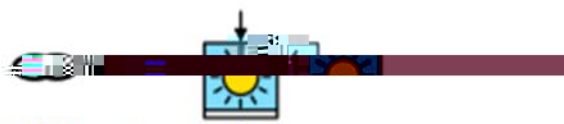
- Straws
- Paint plates
- Plates
- Paper
- Large wallpaper
- Aprons
- Floor coverings

What you do:

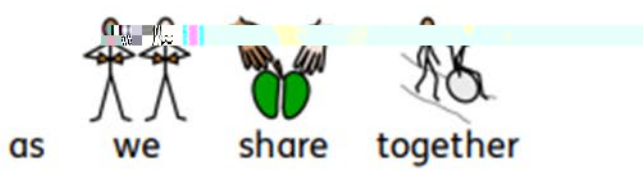





Jesus our friend



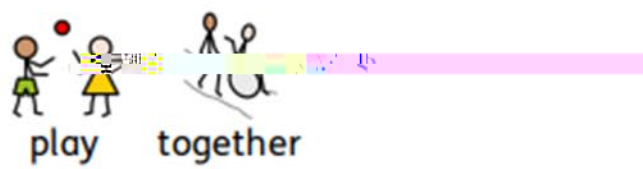
be with us today



as we share together



pray together




play together



and get to know you better



as children in your family



Amen

