



In this resource

Appendices:



Overarching themes and activities for the whole week



Create a torch sheet: create a torch slider
from card, and colour it to look like a torch.



H A V A H A C B

Behaviour:



(Take comments and suggestions from all groups. Perhaps capture them on your main investigation board.)

(A526T) 31.y (m a) 2.8 (l26) (m 1.2 (p) 1.7 (i) 5 (o) 2.8 (n) 4 c (n) 5.2 (h) 2.8 (2.3 5) 2.2 (D.7r) 2 (e) 8 (m) 1.i (l g) 2.h (n) 4(e) 5 (.) JG. 4 d [(h) 2.2 (r) 9 (o) 2.w tiga) 2(n y) 5.7(n) 11.u (n) 12 w) 0.8 (n) 12hou (n) 12 (m 1.2 (o) 2. (me) 4(h) 2.8 (i) 5.2e c) 1.g [s (ou) 3



H A V A H A C B

Mary and Martha: Praying and serving

Team time topic talk





Ingredients

Directions

H A V A H A C B



Timothy: Companionship and encouragement

Team time topic talk

H A V A H A C B



Bible Verse:



Video

Detectives investigate

Games: Mini challenges



Esther: Standing up for the oppressed

Team time topic talk



Detectives Investigate

Games: Fair/unfair

Small group prayer activity

You will need:

-
-
-

-

What you do:




H A V A H A C B








Abraham and Sarah



Esther



Mary and Martha

Resources:





Achievement.

H A V A H A C B



H A V A H A C B

Response styles

Immerse in t i

5 000B0E211000E70E90DA1630E8110E4>26840DA1600E360E74187 00D62 0130E16>64 00E7 00EA60E12 0C-474J B109>F 41 0020DA>0030DC00E7090DE006 0E21 0100DC0015 00030 -164 Td# 00D600D242
p p e e u m

